

EtechRobot[®]
Enhancing Education through Technology



07423-437351
+91-7999732826
+91-7987619448

ETR CHAMP

ROBOTICS
&
3D PRINTING
WORKSHOP

www.etchrobot.com

 **B.No. 24, Shivaji Marg, Neemuch**

EtechRobot Technology Private Limited

Workshop Highlights



25+ Projects



**Based On
School Curriculum**



Certificate



Skill Development



Class

3rd - 7th



Days

10




Venue

**EtechRobot
Neemuch**

DAY - 1

Basic Electronics

- Introduction to Electronic components :-
LED, Batteries, Transistors, Switches, Resistor, IC,
Capacitor, Reed Switch & Circuit Board etc



Projects

Make your own Night LAMP 01

LED 02

Conductivity of LED 03

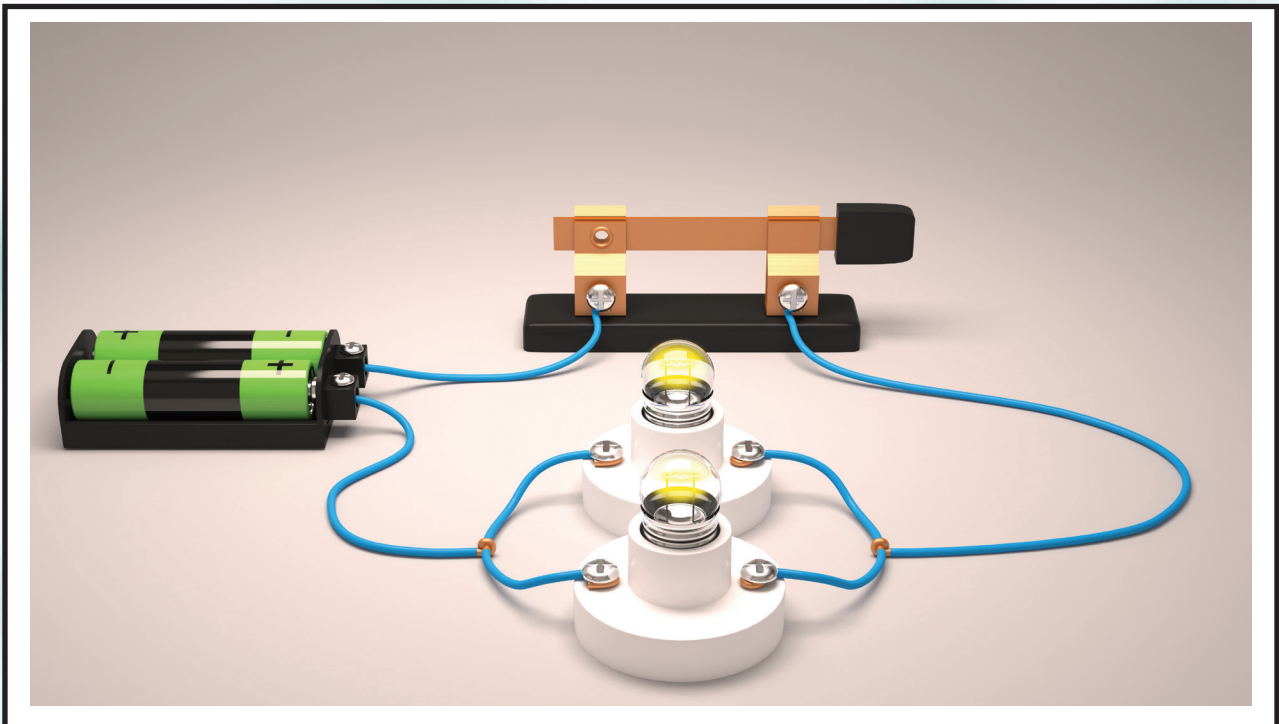
Magnet Controlled LAMP 04

Magnet Controlled LED 05

DAY - 2

Electrical Connections

■ Series & Parallel Connections



Projects

Series Connection of Batteries 06

Parallel Connection of Batteries 07

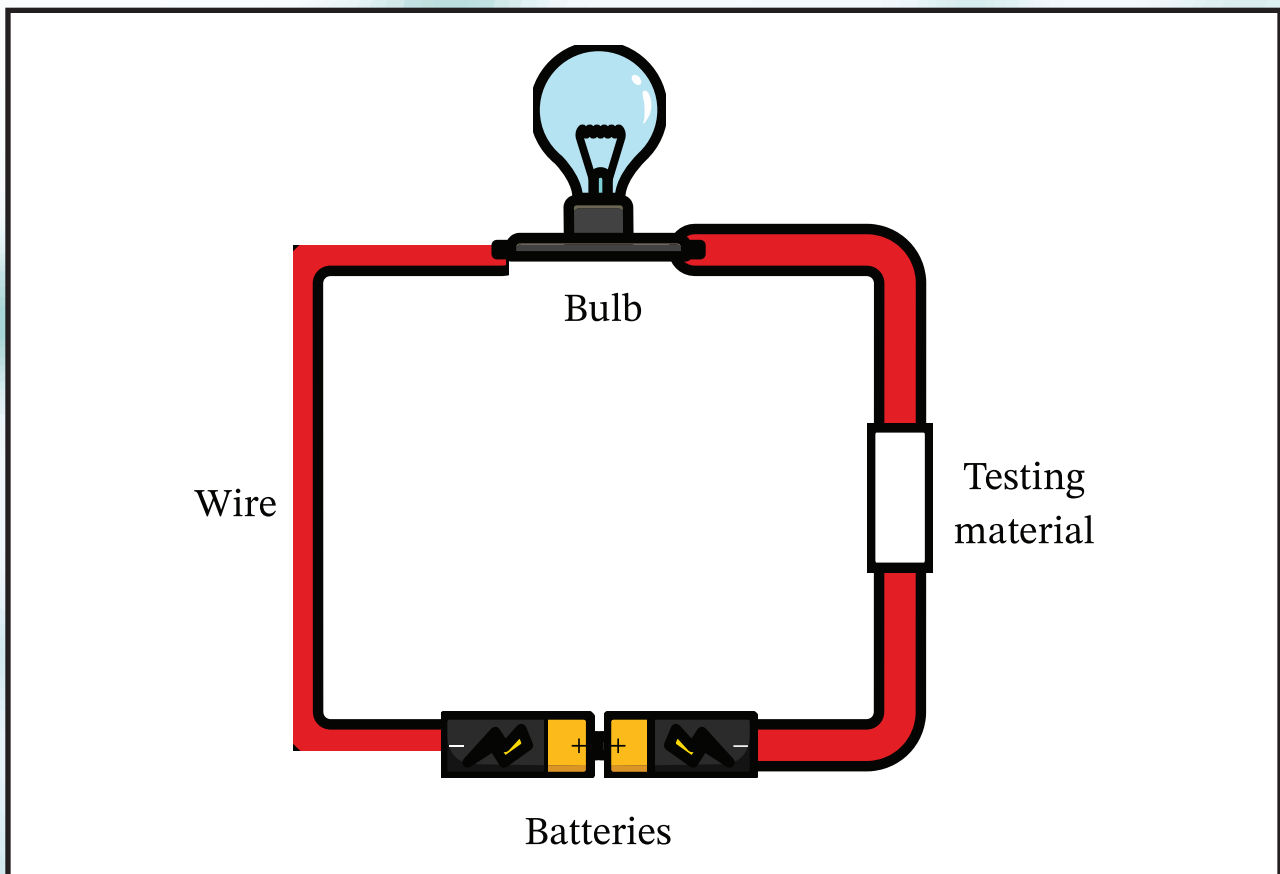
Series Connection of Lamp, LED & Motor 08

Parallel Connection of Lamp, LED & Motor 09

DAY - 3

Conductors

- Alternating Light
- Conductors & Insulators



Projects

Alternating Light

10

Conductor Tester

11

DAY - 4

Flying Disc

■ DC Motor



Projects

Electric Fan

12


Flying Disc

13

DAY - 5

Sound

- Sound
- Alarming IC and its applications



Projects

Police Jeep Siren 14

Sound of Machine Gun 15

Ambulance Siren 16


Sound of Fire Engine 17

Sound of Game Machine 18

DAY - 6

FM Radio

- Introduction & working of an FM Radio.
- Sound from DC Motor



Projects

Police Jeep Siren using DC Motor

19


FM Radio

20

DAY - 7

3D Printing

- 3D Printing Technology
- Application of 3D Printing in various industries.



Working

3D Printer Working & Demonstration

21

DAY - 8

3D Modeling

- Student will make their own party Glasses & Boat using 3D Pen.



Projects

Party Glasses

22

Boat

23

DAY - 9

3D Modeling

- Bicycle & Mobile Phone Speaker using 3D Pen.



Projects

Bicycle

24

Mobile Phone Speaker

25

DAY - 10

3D Modeling

- Student will make their own Airplane using 3D Pen.



Projects

Airplane

26